

Cooper Lighting Solutions Photometric Lab  
1121 Highway 74 South  
Peachtree City, GA 30269

Cooper Lighting Solutions Photometric Lab  
1121 Highway 74 South  
Peachtree City, GA 30269

Scaled data based on original data using  
LM-79-2024 Approved Method: Electrical and Photometric Measurements of Solid-  
State Lighting Products

Test Report Prepared for  
Cooper Lighting Solutions

Brand: STREETWORKS

Report Number: P1457678

Luminaire Tested: GLAN-SB4D-750-U-T2LG-HSS

Issue Date: 05/20/2026

**Test Information**

Test Method: LM-79-2024  
Report Number: P1457678  
Test Lab: INNOVATION CENTER(G1)  
Issue Date: 5/21/2026  
Manufacturer: COOPER LIGHTING SOLUTIONS  
Product Line: STREETWORKS  
Catalog Number: GLAN-SB4D-750-U-T2LG-HSS  
Description: GALLEON II AREA AND ROADWAY HIGH DENSITY LUMINAIRE 900mA 4xLight Square PACKAGE 70CRI 5000K FIXTURE w/ TYPE II LOW GLARE WITH HOUSE SIDE SHIELD  
Light Source: (104) 5000K CCT, 70 CRI LEDS  
Ballast/Driver: ELECTRONIC DRIVER

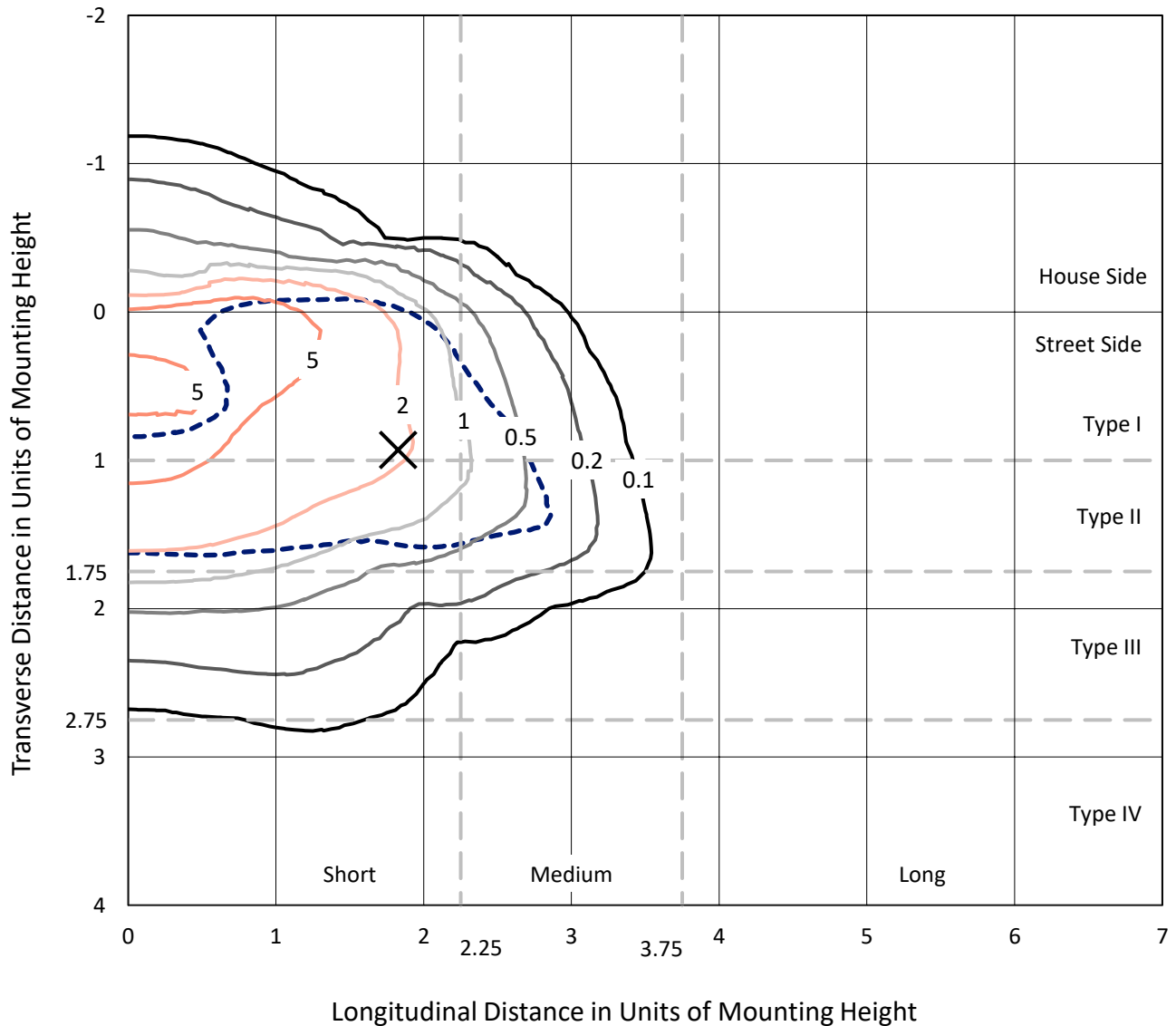
**Summary**

Lumens per Lamp: N/A  
Luminaire Lumens: 31253.9 lumens  
Efficiency: N/A  
Efficacy: 106.5 lumens/watt  
Luminous Opening: Rectangular (W 1' x L: 1' x H: 0')  
IES Classification: Type II - Short  
BUG Rating: B2 - U0 - G4  
  
Input Watts (W): 293.6  
Input Voltage (V): 120  
Input Current (Ain): NR  
Voltage Rise (V): NR  
Power Factor: 0.97  
Total Harmonic Distortion (THDi): NR  
Frequency (hertz): 60  
Stabilization Time: NR  
Operation Time: NR  
Ambient Temperature (°C): NR  
Test Distance: 28.75 FT

REPORT NUMBER: P1457678  
 CATALOG NUMBER: GLAN-SB4D-750-U-T2LG-HSS

### Iso-Footcandle Lines of Horizontal Illumination

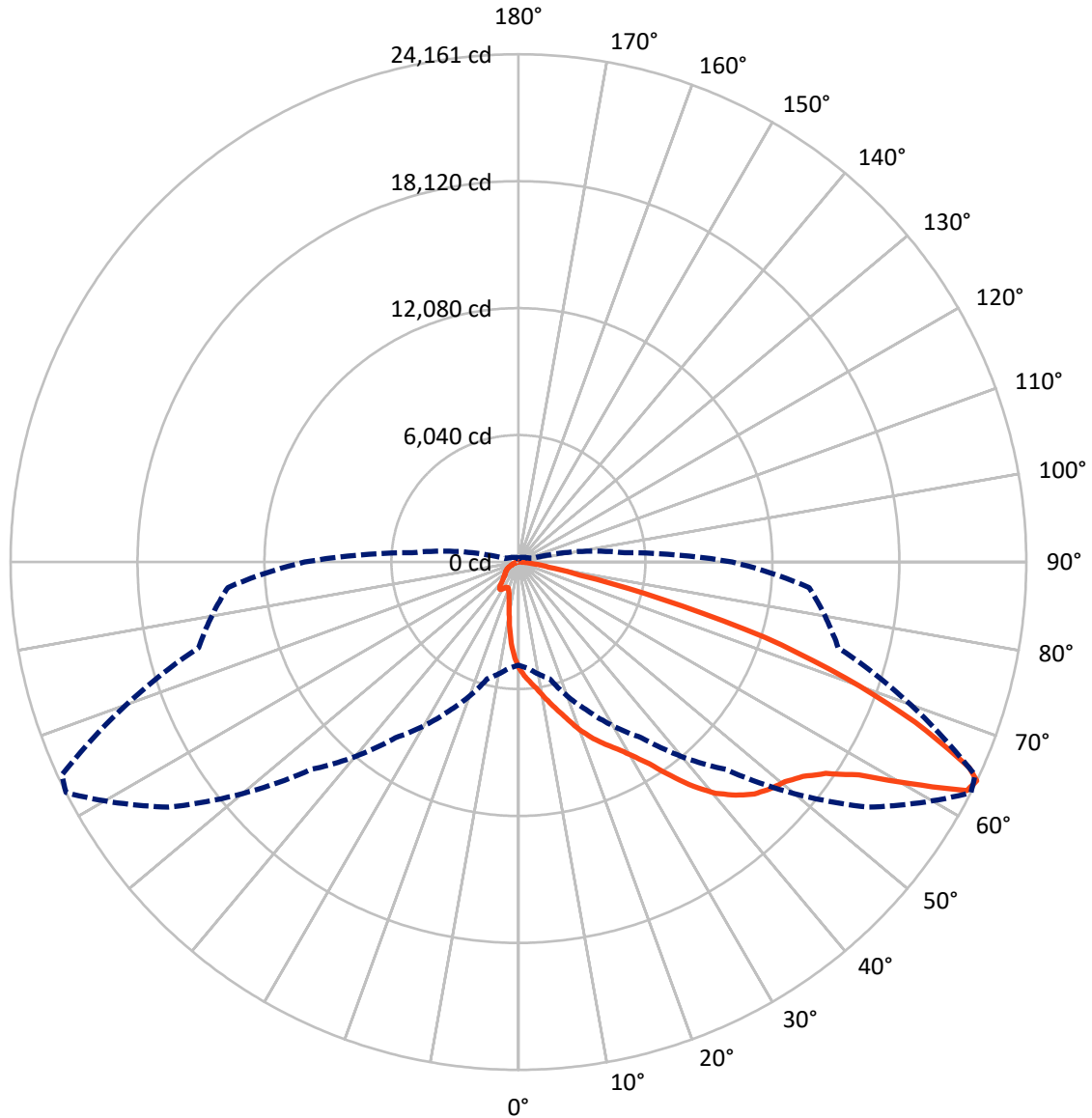
✕ Max cd  
 - - - 1/2 Max cd



Based on 30 foot mounting height. Maximum calculated value = 10 fc  
 Type II - Short - N/A

REPORT NUMBER: P1457678  
CATALOG NUMBER: GLAN-SB4D-750-U-T2LG-HSS

### Luminous Intensity Polar Plot



— Vertical Plane Through 63-Deg Lateral    - - - Horizontal Cone Through 64-Deg Vertical

REPORT NUMBER: P1457678

CATALOG NUMBER: GLAN-SB4D-750-U-T2LG-HSS

**FLUX DISTRIBUTION:**

		Downward	Upward	Total
<b>House Side</b>	Lumens	3708.8	0.0	3708.8
	% Fixture	11.9	0.0	11.9
<b>Street Side</b>	Lumens	27545.1	0.0	27545.1
	% Fixture	88.1	0.0	88.1
<b>Total</b>	Lumens	31253.9	0.0	31253.9
	% Fixture	100.0	0.0	100.0

**Coefficient of Utilization**

**ZONAL LUMENS:**

Zone	Lumens	% Fixture
0°-10°	425.5	1.4
10°-20°	1195.8	3.8
20°-30°	2129.8	6.8
30°-40°	4067.9	13.0
40°-50°	6742.8	21.6
50°-60°	8404.9	26.9
60°-70°	6267.3	20.1
70°-80°	1797.4	5.8
80°-90°	222.3	0.7
90°-100°	0.0	0.0
100°-110°	0.0	0.0
110°-120°	0.0	0.0
120°-130°	0.0	0.0
130°-140°	0.0	0.0
140°-150°	0.0	0.0
150°-160°	0.0	0.0
160°-170°	0.0	0.0
170°-180°	0.0	0.0
0°-90°	31253.9	100.0
0°-180°	31253.9	100.0



REPORT NUMBER: P1457678

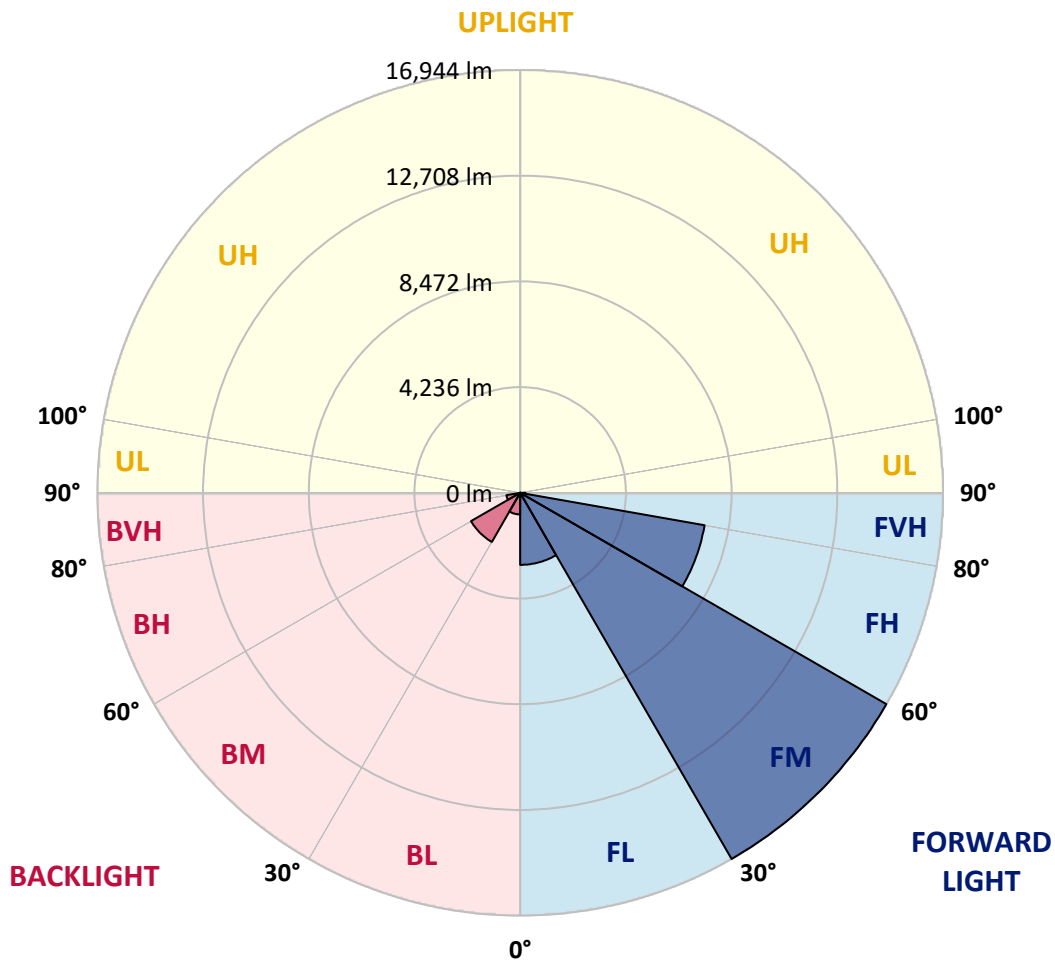
CATALOG NUMBER: GLAN-SB4D-750-U-T2LG-HSS

**LUMINAIRE CLASSIFICATION SYSTEM LUMEN TABLE AND BUG RATING:**

Zone	Lumens	% Fixture	Zone Rating/Lumen Limit		
			B	U	G
FL (0°-30°)	2885.9	9.2			
FM (30°-60°)	16944.0	54.2			
FH (60°-80°)	7503.8	24.0			G4/12000
FVH (80°-90°)	211.3	0.7			G2/225
BL (0°-30°)	865.3	2.8	B2/1000		
BM (30°-60°)	2271.7	7.3	B2/2500		
BH (60°-80°)	560.9	1.8	B2/1000		G2/1000
BVH (80°-90°)	10.9	0.0			G1/100
UL (90°-100°)	0.0	0.0		U0/0	
UH (100°-180°)	0.0	0.0		U0/0	

**BUG Rating: B2-U0-G4**

Type II Short





REPORT NUMBER: P1457678

CATALOG NUMBER: GLAN-SB4D-750-U-T2LG-HSS

**CANDELA DISTRIBUTION (FULL):**

	0°	5°	15°	25°	35°	45°	55°	63°	65°	75°	85°
0°	5053.4	5053.4	5053.4	5053.4	5053.4	5053.4	5053.4	5053.4	5053.4	5053.4	5053.4
2.5°	5662.8	5644.0	5625.3	5597.2	5559.7	5522.2	5475.3	5409.6	5381.5	5287.8	5175.3
5°	5953.4	5953.4	5944.1	5925.3	5906.5	5869.0	5812.8	5728.4	5690.9	5559.7	5362.8
7.5°	6028.4	6037.8	6065.9	6103.4	6159.7	6150.3	6150.3	6056.6	6037.8	5897.2	5634.7
10°	5897.2	5906.5	5981.6	6084.7	6253.4	6412.8	6525.3	6469.1	6441.0	6300.3	5972.2
12.5°	5709.7	5709.7	5831.5	5990.9	6253.4	6553.5	6881.6	6937.9	6947.2	6787.8	6394.1
15°	5222.1	5240.9	5437.8	5756.5	6187.8	6656.6	7209.7	7425.4	7481.6	7378.5	6909.7
17.5°	4575.2	4594.0	4790.9	5222.1	5869.0	6656.6	7491.0	7987.9	8062.9	8081.7	7566.0
20°	4303.3	4303.3	4415.8	4744.0	5419.0	6478.5	7659.8	8587.9	8756.7	8963.0	8287.9
22.5°	4340.8	4340.8	4406.5	4594.0	5137.8	6234.7	7762.9	9122.3	9469.2	9994.3	9216.1
25°	4547.1	4547.1	4603.4	4725.2	5165.9	6197.2	7959.8	9600.5	10153.6	11147.4	10275.5
27.5°	4875.2	4865.9	4912.7	5034.6	5437.8	6375.3	8287.9	10078.6	10697.4	12441.3	11494.3
30°	5353.4	5325.3	5344.0	5484.7	5878.4	6787.8	8766.1	10688.0	11316.2	13857.0	12844.4
32.5°	6459.7	6450.3	6178.4	6103.4	6525.3	7453.5	9422.4	11447.5	12150.6	15357.0	14232.0
35°	8456.7	8587.9	8203.5	7219.1	7303.5	8344.2	10359.9	12478.8	13125.7	16950.9	15741.4
37.5°	10481.8	10481.8	10322.4	9159.8	8569.2	9328.6	11372.5	13538.2	14213.2	18235.3	17194.6
40°	12085.0	12169.4	11981.9	11109.9	10341.1	10453.7	12385.0	14466.4	15085.1	19022.8	18225.9
42.5°	13275.7	13256.9	13181.9	12610.0	12178.7	11925.6	13303.8	15160.1	15750.8	19426.0	18872.8
45°	14560.1	14560.1	14457.0	13988.2	13631.9	13416.3	13988.2	15741.4	16360.2	19669.7	19276.0
47.5°	15900.8	15882.1	15778.9	15263.3	14878.9	14560.1	14682.0	16116.4	16735.2	19510.4	19341.6
50°	16228.9	16210.2	16444.6	16463.3	16116.4	15507.0	15235.1	16435.2	16979.0	19519.7	19547.9
52.5°	15844.6	15957.1	16304.0	16725.8	17119.6	16482.1	15825.8	16941.5	17504.0	19782.3	20063.5
55°	14888.3	14935.1	15600.8	16275.8	17194.6	17419.6	16772.7	17747.8	18244.7	20035.4	20522.9
57.5°	13106.9	13285.0	13997.6	15169.5	16566.5	17504.0	18422.8	19097.8	19472.9	20138.5	20269.8
60°	9891.1	9984.9	11531.8	13050.7	15263.3	16829.0	19960.4	21385.5	21338.6	18976.0	18497.8
62.5°	6019.1	6103.4	7209.7	9619.2	12403.8	15422.7	20476.0	23945.0	23691.8	17016.5	15572.7
64°	4903.4	5062.8	5747.2	7809.8	10200.5	13950.7	20326.0	24160.6	23963.7	15750.8	13875.7
65°	4190.8	4406.5	5109.6	6778.5	8672.3	12366.3	19913.5	23560.6	23429.3	14982.0	12469.4
67.5°	2634.5	2737.6	3778.3	5269.0	5972.2	7912.9	17119.6	20372.9	20607.3	13350.7	9197.3
70°	1959.5	2006.4	2597.0	4078.3	4659.6	4603.4	11756.8	16500.8	16557.1	10678.7	5550.3
72.5°	1425.1	1434.4	1818.8	3018.9	3647.1	3140.8	6197.2	12263.1	11860.0	6253.4	3028.3
75°	946.9	984.4	1275.1	2128.2	2840.8	2306.4	2822.0	6984.7	6862.8	3056.4	1734.5
77.5°	693.8	703.2	862.5	1425.1	2231.4	1697.0	1706.3	3009.5	3103.3	1818.8	1096.9
80°	393.8	412.5	562.5	871.9	1453.2	1162.6	956.3	1453.2	1668.8	1237.6	731.3
82.5°	234.4	253.1	403.1	571.9	993.8	478.1	487.5	796.9	993.8	890.7	393.8
85°	140.6	150.0	253.1	309.4	590.7	318.8	178.1	393.8	515.7	525.0	215.6
87.5°	93.8	93.8	140.6	131.3	168.8	150.0	75.0	103.1	131.3	178.1	84.4
90°	0.0	0.0	0.0	0.0	0.0	0.0	0.0	0.0	0.0	0.0	0.0



REPORT NUMBER: P1457678

CATALOG NUMBER: GLAN-SB4D-750-U-T2LG-HSS

**CANDELA DISTRIBUTION (continued):**

	90°	95°	105°	115°	125°	135°	145°	155°	165°	175°	180°
0°	5053.4	5053.4	5053.4	5053.4	5053.4	5053.4	5053.4	5053.4	5053.4	5053.4	5053.4
2.5°	5081.5	5025.3	4856.5	4631.5	4425.2	4265.8	4069.0	3937.7	3815.8	3815.8	3712.7
5°	5203.4	5053.4	4640.9	4125.2	3572.1	3047.0	2709.5	2334.5	2212.6	2109.5	2128.2
7.5°	5409.6	5137.8	4406.5	3478.3	2597.0	2034.5	1659.5	1490.7	1415.7	1368.8	1378.2
10°	5662.8	5287.8	4125.2	2822.0	1912.6	1490.7	1312.6	1246.9	1218.8	1209.4	1209.4
12.5°	6009.7	5465.9	3843.9	2268.9	1509.5	1284.4	1190.7	1153.2	1125.1	1106.3	1106.3
15°	6422.2	5690.9	3515.8	1865.7	1321.9	1181.3	1106.3	1068.8	1031.3	1021.9	1021.9
17.5°	6947.2	5925.3	3225.2	1603.2	1228.2	1106.3	1031.3	984.4	956.3	946.9	946.9
20°	7528.5	6215.9	2934.5	1453.2	1162.6	1031.3	956.3	918.8	890.7	871.9	881.3
22.5°	8269.2	6581.6	2747.0	1378.2	1106.3	965.7	890.7	853.2	825.0	806.3	815.7
25°	9084.8	7041.0	2643.9	1378.2	1068.8	918.8	834.4	796.9	768.8	750.0	750.0
27.5°	10078.6	7556.6	2653.3	1434.4	1059.4	881.3	787.5	750.0	721.9	693.8	693.8
30°	11175.6	8166.0	2756.4	1537.6	1078.2	843.8	750.0	693.8	675.0	646.9	646.9
32.5°	12338.1	8869.2	3018.9	1668.8	1059.4	796.9	693.8	646.9	618.8	600.0	600.0
35°	13566.3	9666.1	3347.0	1725.1	965.7	731.3	646.9	600.0	581.3	571.9	562.5
37.5°	14738.2	10359.9	3525.2	1612.6	843.8	675.0	590.7	543.8	534.4	515.7	515.7
40°	15647.7	10931.8	3422.0	1378.2	778.2	618.8	543.8	496.9	478.1	459.4	459.4
42.5°	16182.1	11138.1	3047.0	1171.9	731.3	562.5	496.9	450.0	431.3	421.9	421.9
45°	16491.5	11109.9	2606.4	1050.1	684.4	515.7	450.0	421.9	393.8	384.4	375.0
47.5°	16482.1	10819.3	2287.6	946.9	637.5	478.1	421.9	393.8	365.6	356.3	356.3
50°	16416.5	10388.0	1931.3	871.9	600.0	450.0	393.8	375.0	346.9	337.5	328.1
52.5°	16575.8	10144.3	1612.6	825.0	553.2	431.3	384.4	356.3	318.8	309.4	309.4
55°	16772.7	10003.6	1293.8	778.2	515.7	421.9	365.6	337.5	300.0	290.6	290.6
57.5°	16200.8	9469.2	1068.8	703.2	468.8	403.1	346.9	328.1	290.6	262.5	262.5
60°	14400.7	7828.5	881.3	618.8	431.3	375.0	328.1	300.0	262.5	225.0	225.0
62.5°	11710.0	5972.2	731.3	525.0	403.1	346.9	300.0	271.9	225.0	178.1	178.1
64°	10172.4	5072.1	656.3	459.4	384.4	318.8	271.9	243.8	196.9	150.0	140.6
65°	9122.3	4481.5	609.4	431.3	375.0	300.0	262.5	234.4	178.1	140.6	131.3
67.5°	6422.2	3009.5	487.5	356.3	328.1	253.1	225.0	196.9	159.4	121.9	112.5
70°	3740.8	1706.3	384.4	300.0	253.1	196.9	187.5	178.1	140.6	93.8	93.8
72.5°	2034.5	853.2	290.6	243.8	196.9	140.6	159.4	140.6	112.5	75.0	65.6
75°	1246.9	525.0	215.6	178.1	131.3	103.1	121.9	103.1	65.6	46.9	37.5
77.5°	834.4	337.5	159.4	121.9	84.4	65.6	84.4	56.3	28.1	9.4	9.4
80°	515.7	234.4	103.1	75.0	46.9	28.1	18.8	9.4	9.4	0.0	0.0
82.5°	225.0	150.0	56.3	37.5	18.8	9.4	9.4	0.0	0.0	0.0	0.0
85°	121.9	46.9	18.8	9.4	0.0	0.0	0.0	0.0	0.0	0.0	0.0
87.5°	37.5	18.8	9.4	0.0	0.0	0.0	0.0	0.0	0.0	0.0	0.0
90°	0.0	0.0	0.0	0.0	0.0	0.0	0.0	0.0	0.0	0.0	0.0

LM-79-2019: Approved Method: Electrical and Photometric Measurements of Solid-State Lighting Products

Report Prepared for

Cooper Lighting Solutions

McGraw-Edison

Report Number: SP1-2407-184-6

Test Date: 10/10/2024

Luminaire Tested: GSS-SB1A-750-U-5WQ

Data in this report applies to families of products including GSS-SB1A-750-U-5WQ

**Test Information**

Test Method: LM-79-2019  
 Report Number: SP1-2407-184-6  
 Test Lab: COOPER LIGHTING SOLUTIONS  
 Photometer: SP1 - 76IN SPHERE  
 Measurement Geometry: 4π  
 Issue Date: 10/15/2024  
 Manufacturer: COOPER LIGHTING SOLUTIONS  
 Product Line: McGraw-Edison  
 Catalog Number: **GSS-SB1A-750-U-5WQ**  
 Description: GALLEON II SITE SLIM 1SQ 350MA 5WQ HIGH DENSITY LIGHTSQUARE WITH 70 CRI 5000K CCT 26 LEDS

**Spectral Parameters**

CCT (K): 4896  
 CIE u': 0.2101  
 CIE v': 0.4901  
 Duv: 0.0035  
 CIE x: 0.3489  
 CIE y: 0.3618  
 CIE z: 0.2893  
 Peak Wavelength (nm): 443  
 Dominant Wavelength (nm): 570  
 Purity: 13.25435  
 Rf: 70.7  
 Rg: 96.8

CRI (Ra):	70.2		
R1:	68.1	R9:	-35.1
R2:	73.9	R10:	39.3
R3:	79.4	R11:	71.1
R4:	72.1	R12:	43.8
R5:	69.2	R13:	68.1
R6:	65.7	R14:	88.4
R7:	78.1	R15:	59.7
R8:	55.3		



**Test Conditions**

Stabilization Time: 21M  
 Operation Time: 1H 21M  
 Sphere Temperature (°C): 25.2

REPORT NUMBER: SP1-2407-184-6

Measurement and Test Equipment			
Instrument	Identification Number	Calibration Date	Calibration Due Date
Photometer	IN0058	6/18/2024	12/18/2024
Power Meter	INXT2011004	2/8/2024	2/8/2025
AC Power Source	IN0063	10/24/2023	10/24/2024
DC Power Source	IN0208	10/24/2023	10/24/2024
Sphere Thermometer	IN0085	10/24/2023	10/24/2024
Room Thermometer	IN0046	10/24/2023	10/24/2024

REPORT NUMBER: SP1-2407-184-6

CIE 1931 Chromaticity Diagram



CIE 1931 Chromaticity Diagram with 2017 ANSI 7-Step and 4-Step Quadrangles



Point lies inside the ANSI 5000K 4-step quadrangle

REPORT NUMBER: SP1-2407-184-6

**Photopic Flux vs. Wavelength**



**Photopic Lumens: NR**

λ (nm)	Power W <sup>^</sup> /nm	Lumens (φ/nm)	λ (nm)	Power W <sup>^</sup> /nm	Lumens (φ/nm)	λ (nm)	Power W <sup>^</sup> /nm	Lumens (φ/nm)	λ (nm)	Power W <sup>^</sup> /nm	Lumens (φ/nm)	λ (nm)	Power W <sup>^</sup> /nm	Lumens (φ/nm)
360	0	NR	490	118	NR	620	401	NR	750	12	NR	880	0	NR
365	0	NR	495	168	NR	625	365	NR	755	10	NR	885	0	NR
370	0	NR	500	230	NR	630	331	NR	760	9	NR	890	0	NR
375	0	NR	505	299	NR	635	298	NR	765	8	NR	895	0	NR
380	0	NR	510	362	NR	640	266	NR	770	6	NR	900	0	NR
385	2	NR	515	418	NR	645	236	NR	775	6	NR	905	0	NR
390	4	NR	520	461	NR	650	209	NR	780	5	NR	910	0	NR
395	6	NR	525	491	NR	655	184	NR	785	4	NR	915	0	NR
400	9	NR	530	514	NR	660	160	NR	790	4	NR	920	0	NR
405	14	NR	535	530	NR	665	140	NR	795	3	NR	925	0	NR
410	27	NR	540	539	NR	670	122	NR	800	3	NR	930	0	NR
415	55	NR	545	549	NR	675	106	NR	805	2	NR	935	0	NR
420	115	NR	550	557	NR	680	92	NR	810	2	NR	940	0	NR
425	226	NR	555	565	NR	685	79	NR	815	2	NR	945	0	NR
430	395	NR	560	572	NR	690	68	NR	820	2	NR	950	0	NR
435	648	NR	565	580	NR	695	59	NR	825	1	NR	955	0	NR
440	937	NR	570	586	NR	700	51	NR	830	1	NR	960	0	NR
445	953	NR	575	588	NR	705	44	NR	835	1	NR	965	0	NR
450	591	NR	580	588	NR	710	38	NR	840	1	NR	970	0	NR
455	334	NR	585	580	NR	715	32	NR	845	1	NR	975	0	NR
460	221	NR	590	568	NR	720	28	NR	850	1	NR	980	0	NR
465	140	NR	595	550	NR	725	24	NR	855	1	NR	985	0	NR
470	93	NR	600	527	NR	730	21	NR	860	1	NR	990	0	NR
475	79	NR	605	499	NR	735	18	NR	865	0	NR	995	0	NR
480	76	NR	610	469	NR	740	15	NR	870	0	NR	1000	0	NR
485	87	NR	615	435	NR	745	13	NR	875	0	NR			

REPORT NUMBER: SP1-2407-184-6

**Scotopic Flux vs. Wavelength**



**Scotopic Lumens: NR**

**S/P: 1.7**

λ (nm)	Power W <sup>^</sup> /nm	Lumens (φ/nm)	λ (nm)	Power W <sup>^</sup> /nm	Lumens (φ/nm)	λ (nm)	Power W <sup>^</sup> /nm	Lumens (φ/nm)	λ (nm)	Power W <sup>^</sup> /nm	Lumens (φ/nm)	λ (nm)	Power W <sup>^</sup> /nm	Lumens (φ/nm)
360	0	NR	490	118	NR	620	401	NR	750	12	NR	880	0	NR
365	0	NR	495	168	NR	625	365	NR	755	10	NR	885	0	NR
370	0	NR	500	230	NR	630	331	NR	760	9	NR	890	0	NR
375	0	NR	505	299	NR	635	298	NR	765	8	NR	895	0	NR
380	0	NR	510	362	NR	640	266	NR	770	6	NR	900	0	NR
385	2	NR	515	418	NR	645	236	NR	775	6	NR	905	0	NR
390	4	NR	520	461	NR	650	209	NR	780	5	NR	910	0	NR
395	6	NR	525	491	NR	655	184	NR	785	4	NR	915	0	NR
400	9	NR	530	514	NR	660	160	NR	790	4	NR	920	0	NR
405	14	NR	535	530	NR	665	140	NR	795	3	NR	925	0	NR
410	27	NR	540	539	NR	670	122	NR	800	3	NR	930	0	NR
415	55	NR	545	549	NR	675	106	NR	805	2	NR	935	0	NR
420	115	NR	550	557	NR	680	92	NR	810	2	NR	940	0	NR
425	226	NR	555	565	NR	685	79	NR	815	2	NR	945	0	NR
430	395	NR	560	572	NR	690	68	NR	820	2	NR	950	0	NR
435	648	NR	565	580	NR	695	59	NR	825	1	NR	955	0	NR
440	937	NR	570	586	NR	700	51	NR	830	1	NR	960	0	NR
445	953	NR	575	588	NR	705	44	NR	835	1	NR	965	0	NR
450	591	NR	580	588	NR	710	38	NR	840	1	NR	970	0	NR
455	334	NR	585	580	NR	715	32	NR	845	1	NR	975	0	NR
460	221	NR	590	568	NR	720	28	NR	850	1	NR	980	0	NR
465	140	NR	595	550	NR	725	24	NR	855	1	NR	985	0	NR
470	93	NR	600	527	NR	730	21	NR	860	1	NR	990	0	NR
475	79	NR	605	499	NR	735	18	NR	865	0	NR	995	0	NR
480	76	NR	610	469	NR	740	15	NR	870	0	NR	1000	0	NR
485	87	NR	615	435	NR	745	13	NR	875	0	NR			

REPORT NUMBER: SP1-2407-184-6

Melanopic Flux vs. Wavelength



Melanopic Lumens: NR

M/P: 3.37

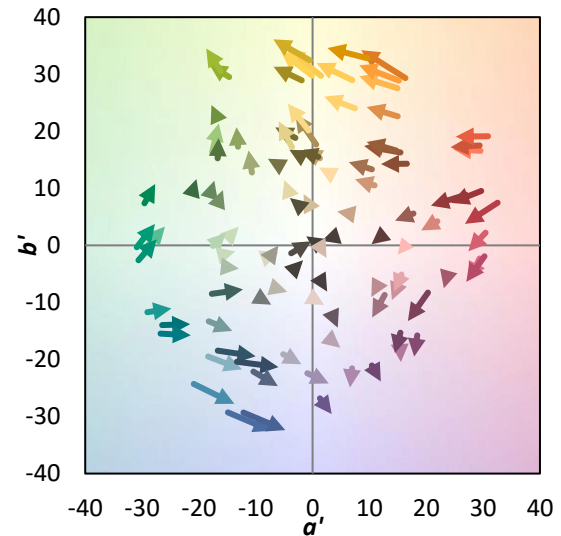
λ (nm)	Power W <sup>^</sup> /nm	Lumens (φ/nm)	λ (nm)	Power W <sup>^</sup> /nm	Lumens (φ/nm)	λ (nm)	Power W <sup>^</sup> /nm	Lumens (φ/nm)	λ (nm)	Power W <sup>^</sup> /nm	Lumens (φ/nm)	λ (nm)	Power W <sup>^</sup> /nm	Lumens (φ/nm)
360	0	NR	490	118	NR	620	401	NR	750	12	NR	880	0	NR
365	0	NR	495	168	NR	625	365	NR	755	10	NR	885	0	NR
370	0	NR	500	230	NR	630	331	NR	760	9	NR	890	0	NR
375	0	NR	505	299	NR	635	298	NR	765	8	NR	895	0	NR
380	0	NR	510	362	NR	640	266	NR	770	6	NR	900	0	NR
385	2	NR	515	418	NR	645	236	NR	775	6	NR	905	0	NR
390	4	NR	520	461	NR	650	209	NR	780	5	NR	910	0	NR
395	6	NR	525	491	NR	655	184	NR	785	4	NR	915	0	NR
400	9	NR	530	514	NR	660	160	NR	790	4	NR	920	0	NR
405	14	NR	535	530	NR	665	140	NR	795	3	NR	925	0	NR
410	27	NR	540	539	NR	670	122	NR	800	3	NR	930	0	NR
415	55	NR	545	549	NR	675	106	NR	805	2	NR	935	0	NR
420	115	NR	550	557	NR	680	92	NR	810	2	NR	940	0	NR
425	226	NR	555	565	NR	685	79	NR	815	2	NR	945	0	NR
430	395	NR	560	572	NR	690	68	NR	820	2	NR	950	0	NR
435	648	NR	565	580	NR	695	59	NR	825	1	NR	955	0	NR
440	937	NR	570	586	NR	700	51	NR	830	1	NR	960	0	NR
445	953	NR	575	588	NR	705	44	NR	835	1	NR	965	0	NR
450	591	NR	580	588	NR	710	38	NR	840	1	NR	970	0	NR
455	334	NR	585	580	NR	715	32	NR	845	1	NR	975	0	NR
460	221	NR	590	568	NR	720	28	NR	850	1	NR	980	0	NR
465	140	NR	595	550	NR	725	24	NR	855	1	NR	985	0	NR
470	93	NR	600	527	NR	730	21	NR	860	1	NR	990	0	NR
475	79	NR	605	499	NR	735	18	NR	865	0	NR	995	0	NR
480	76	NR	610	469	NR	740	15	NR	870	0	NR	1000	0	NR
485	87	NR	615	435	NR	745	13	NR	875	0	NR			

**Summary**

$R_f = 70.7$   
 $R_g = 96.8$   
 $CIE R_a = 70.2$   
 $R_9 = -35.1$



**Color Vector Graphics**



**Individual Sample Fidelity Index ( $R_{f,i}$ )**

CES01 = 85	CES26 = 53	CES51 = 87	CES76 = 42
CES02 = 59	CES27 = 78	CES52 = 88	CES77 = 64
CES03 = 30	CES28 = 76	CES53 = 74	CES78 = 45
CES04 = 69	CES29 = 48	CES54 = 80	CES79 = 74
CES05 = 46	CES30 = 56	CES55 = 79	CES80 = 71
CES06 = 50	CES31 = 54	CES56 = 68	CES81 = 72
CES07 = 39	CES32 = 50	CES57 = 65	CES82 = 88
CES08 = 38	CES33 = 60	CES58 = 67	CES83 = 82
CES09 = 29	CES34 = 62	CES59 = 87	CES84 = 87
CES10 = 72	CES35 = 79	CES60 = 91	CES85 = 84
CES11 = 56	CES36 = 90	CES61 = 87	CES86 = 74
CES12 = 61	CES37 = 72	CES62 = 79	CES87 = 75
CES13 = 41	CES38 = 66	CES63 = 72	CES88 = 76
CES14 = 74	CES39 = 91	CES64 = 70	CES89 = 74
CES15 = 70	CES40 = 83	CES65 = 63	CES90 = 73
CES16 = 46	CES41 = 83	CES66 = 64	CES91 = 92
CES17 = 49	CES42 = 70	CES67 = 62	CES92 = 67
CES18 = 55	CES43 = 68	CES68 = 69	CES93 = 81
CES19 = 71	CES44 = 98	CES69 = 80	CES94 = 56
CES20 = 64	CES45 = 78	CES70 = 56	CES95 = 71
CES21 = 85	CES46 = 77	CES71 = 53	CES96 = 77
CES22 = 77	CES47 = 73	CES72 = 84	CES97 = 82
CES23 = 91	CES48 = 65	CES73 = 46	CES98 = 71
CES24 = 90	CES49 = 76	CES74 = 94	CES99 = 59
CES25 = 71	CES50 = 85	CES75 = 49	



Color Rendition by Hue-Angle Bin



Measure Comparisons



(END OF REPORT)